



# Prayers & Squares International



The Prayer Quilt Ministry – March, 2008

---

## President's Message:

### Hi everyone!

Did I mention that the theme of our international conference on April 4-5, 2008 is “**Pray All Ways**”? We are certainly praying for you to join us! The conference registration fee will be \$60 and include tote bags and a copy of our new prayer/devotional book as well as lots of other goodies. Once again, the rooms are \$82/night (normally \$159) and have a microwave and refrigerator in each room. The **registration form** is up on the website in our “**What's New**” section that you can click on at the top of the website. That will give you all of the info as will our February, 2008 newsletter. We are expecting around 300 people and have over 100 registered so there is still room! Don't miss the great speakers, workshops, new books, prayer beads, tool demos and the chance to be together as praying quilters! We are also unveiling our first Prayers & Squares logo pin for sale! Contact our registrar, Corie Carroll, [WCarr37882@aol.com](mailto:WCarr37882@aol.com) for conference questions.



### Prayers for the Conference

I am also asking that you pray for this conference, its co-coordinators and all those who have volunteered to give their time, treasures and talents to support us.

Six months ago, we stepped out on faith as an organization to move this conference to a hotel setting in the Midwest so that more prayer quilters could join us. We have outgrown all of the churches who have hosted us (our last conference had 225 attendees) as well as those who tried to host us this year. God has clearly been with us each step of the way as doors were

opened through people who have helped us.

Now as the time gets closer, we need to be even clearer about what God is calling us to do and surround ourselves in His light and His guidance. The idea of 200-300 praying women (and a few men) assembled in one place is a powerful force and we are guarding against any disruptions! So won't you pray for us?



### Electing the Board of Directors

Our bylaws as a non-profit organization mandate that we post the slate of persons who have felt called to volunteer as a Board Member prior to election at the International Conference. The new slate will be elected at the conference and officers will be chosen based on gifts and talents from within that group. Board Members are asked to serve at least a two year term. Here are the current nominees in alphabetical order, and their chapter number:

Corie Carroll – Chapter #5

Kathy Cueva – Chapter #3

Carolyn Ketterer – Chapter #64

Corky Kuhlman – Chapter #1

Carla Meade – Chapter #244

Nikki Mundt – Chapter #558

We will be posting this at the conference as well.

If you feel called to serve on the Board and would like more info, please contact me a

[Prayerquiltpres@cox.net](mailto:Prayerquiltpres@cox.net).










### Sit-and-Sew fun!

St. Bart's Episcopal (Chapter #5) and Hope United Methodist (Chapter #1) just spent the day together working on a quilt pattern designed by

Lorilei Josses from Mira Mesa Presbyterian (Chapter #8). They had a continental breakfast, salads for lunch, door prizes and a lot of fun! We encourage you to get together with chapters that are close by. There is so much to share. Here is Lorilei with one of her quilts:



\* The following fabric requirements will piece together the clues for a nicely sized prayer quilt.

-  1 yd. Border Fabric – should be a medium to large scale print, floral will work well for this
-  3/4 yd. Background Fabric – light value tone-on-tone
-  1/4 yd. Accent Fabric 1 – medium value tone-on-tone
-  1/2 yd. Accent Fabric 2 – medium value, medium scale print (s/b high contrast to accent fabrics 1 & 3)
-  1/2 yd. Accent Fabric 3 – dark value, medium scale print
-  1/3 yd. Binding
-  3 yds. Backing

\*\*\*\*\*



Here's what you'll need to cut:

Border Fabric: Five 6" strips, set aside for later.

Background Fabric: One 7" strip, subcut into four 7" squares and one 7" x 3" rectangle, cut the rectangle into two 3" squares; then cut six 3" strips, subcut into seventy-eight 3" squares.

Accent Fabric 1: One 7" strip, subcut into four 7" squares.

Accent Fabric 2: Five 3" strips; from one strip cut thirteen 3" squares; from another strip, cut three 3" squares, set leftover strips aside with border fabric.

Accent Fabric 3: Three 5 1/2" strips, subcut into four 5 1/2" squares and thirty-two 3" x 5 1/2" rectangles.

Binding: Five 2 1/2" strips, set aside for later.

**An Early Gift for you from Texas!**

This January's Mid-South Conference in Texas included a great pattern for a Mystery Quilt that everyone worked on throughout the day. Nikki Mundt, who wrote the pattern ( and "Daddy Did It" in our book The Giving Quilt) thought it would be fun to get you all started on it this month. We will offer the beginning sections and then post the next step in about 2 weeks on our website in the "Member's only" section. We will be sure to let you know in the Message Board on the front page of the website when it is up! We have a few more of these to offer you this year as well...

So here is **"Union Prayer" by Nikki Mundt:**

Mystery Quilt Block (15" finished size)

Each block contains (cut measurements.):

- 1 (4) 5 1/2" square dark (med. scale) print
- 8 (32) 3" x 5 1/2" rect. dark (med. scale) print
- 4 (16) 3" square high contrast med. (med. scale) print
- 4 (16) 3 3/8" squares med. light (tone on tone) print
- 4 (16) 3 3/8" squares light (tone on tone) print
- 20(80) 3" squares light (tone on tone) print



I hope to see you all in Texas!

*Kathy Cueva*, President